


Round Through-Hole LED Lamp (5 mm)

OVLFX3C7 Series

- High brightness with well-defined spatial radiation patterns
- UV-resistant epoxy lens
- Blue, green, red, yellow

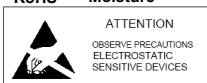
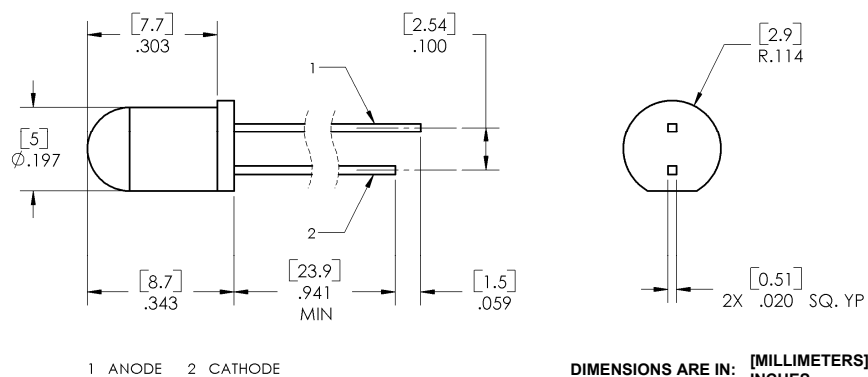


Each device in the **OVLFX3C7** series is a high-intensity LED mounted in a clear plastic T-1 $\frac{3}{4}$ package. The LED provides a well-defined and even emission pattern. Its UV-resistant epoxy lens makes this device an optimal solution for outdoor applications.

Applications

- Traffic and pedestrian signals
- Signage and architectural lighting
- Backlighting
- Automotive

Part Number	Material	Emitted Color	Intensity Typ. mcd	Lens Color
OVLFB3C7	InGaN	Blue	1350	Water Clear
OVLFG3C7	InGaN	Green	5200	Water Clear
OVLFR3C7	AllnGaP	Red	5000	Water Clear
OVLFY3C7	AllnGaP	Yellow	5700	Water Clear



**DO NOT LOOK DIRECTLY
AT LED WITH UNSHIELDED
EYES OR DAMAGE TO
RETINA MAY OCCUR.**

OPTEK reserves the right to make changes at any time in order to improve design and to supply the best product possible.

Round Through-Hole LED Lamp

OVLFX3C7 Series



Absolute Maximum Ratings

T_A = 25° C unless otherwise noted

Storage Temperature Range		-40 ~ +100 °C
Operating Temperature Range		-40 ~ +85 °C
Reverse Voltage		5 V
Continuous Forward Current	Blue, Green	20 mA
	Red, Yellow	30 mA
Peak Forward Current (10% Duty Cycle, 1 kHz)	Blue, Green	50 mA
	Red, Yellow	100 mA
Power Dissipation	Blue, Green	100 mW
	Red, Yellow	78 mW
Current Linearity vs Ambient Temperature	Blue, Green	-0.2 mA/° C
	Red, Yellow	-0.5 mA/° C
LED Junction Temperature		125° C
Lead Soldering Temperature (3 mm from the base of the epoxy bulb) ¹		260° C

Note:

- Solder time less than 5 seconds at temperature extreme.

Electrical Characteristics

T_A = 25° C unless otherwise noted

SYMBOL	PARAMETER	COLOR	MIN	TYP	MAX	UNITS	CONDITIONS
I _V	Luminous Intensity	Blue	810	1350	----	mcd	I _F = 20 mA
		Green	3115	5200	----		
		Red	2820	5000	----		
		Yellow	3115	5700	----		
V _F	Forward Voltage	Blue	----	3.4	4.0	V	I _F = 20 mA
		Green	2.6	3.4	4.0		
		Red	----	2.2	2.6		
		Yellow	----	2.2	2.6		
I _R	Reverse Current	Blue	----	----	50	μA	V _R = 5 V
		Green	----	----	50		
		Red	----	----	10		
		Yellow	----	----	10		
λ _P	Peak Wavelength	Blue	----	466	----	nm	I _F = 20 mA
		Green	----	521	----		
		Red	----	633	----		
		Yellow	----	593	----		
λ _D	Dominant Wavelength	Blue	----	470	----	nm	I _F = 20 mA
		Green	----	525	----		
		Red	619	623	630		
		Yellow	----	589	----		
Δλ	Spectra Half Width	Blue	----	25	----	nm	I _F = 20 mA
		Green	----	25	----		
		Red	----	25	----		
		Yellow	----	25	----		
2Θ _{1/2} H-H	50% Power Angle		----	30	----	deg	I _F = 20 mA

OPTEK reserves the right to make changes at any time in order to improve design and to supply the best product possible.

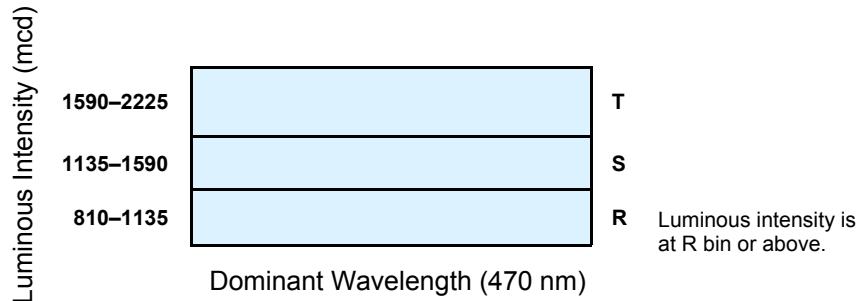
Round Through-Hole LED Lamp

OVLFx3C7 Series


Standard Bins ($I_F = 20 \text{ mA}$)

Lamps are sorted to luminous intensity (I_V) and dominant wavelength (λ_D) bins shown. Orders may be filled with any or all bins contained as below.


OVLFB3C7 (BLUE)



OVLFG3C7 (GREEN)



OVLFR3C7 (RED)



Notes:

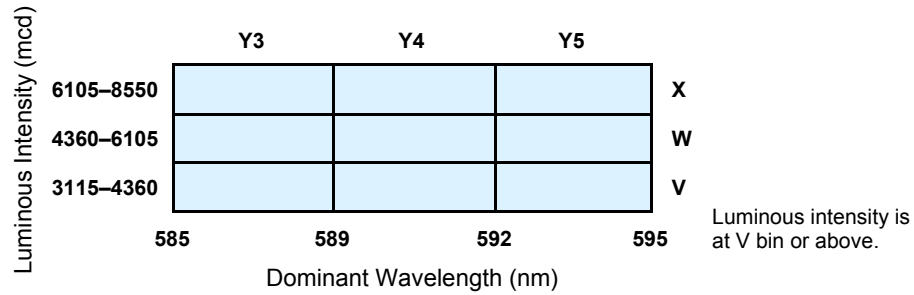
1. All ranks will be included per delivery, rank ratio will be based on the chip distribution.
2. To designate luminous intensity ranks, please contact OPTEK.
3. Pb content <1000 PPM.

OPTEK reserves the right to make changes at any time in order to improve design and to supply the best product possible.

Round Through-Hole LED Lamp

OVLFX3C7 Series

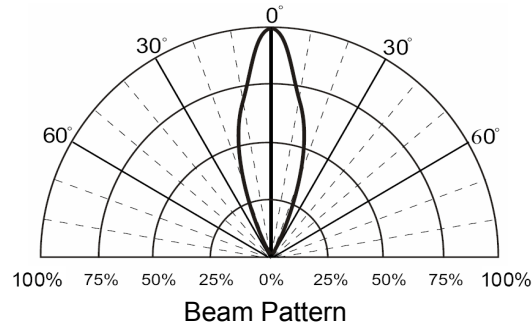
OVLFY3C7 (YELLOW)



Important Notes:

1. All ranks will be included per delivery, rank ratio will be based on the chip distribution.
2. To designate luminous intensity ranks, please contact OPTEK.
3. Pb content <1000 PPM.

Beam Pattern



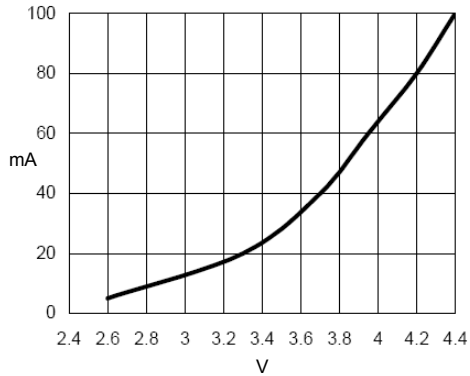
OPTEK reserves the right to make changes at any time in order to improve design and to supply the best product possible.

Round Through-Hole LED Lamp

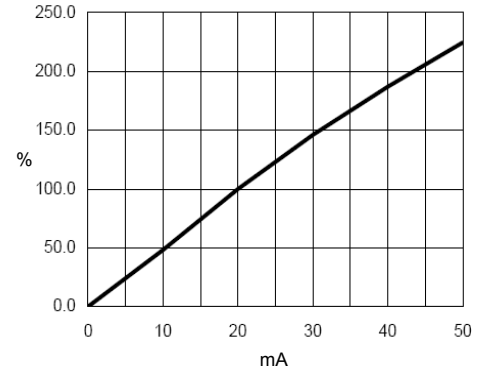
OVLFX3C7 Series



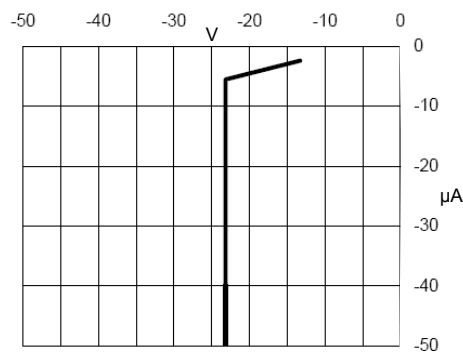
Typical Electro-Optical Characteristics Curves (BLUE)



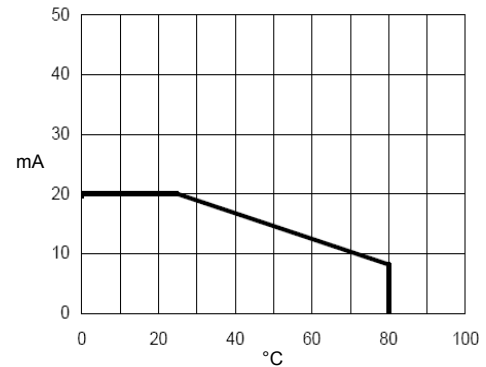
Forward Current vs Forward Voltage



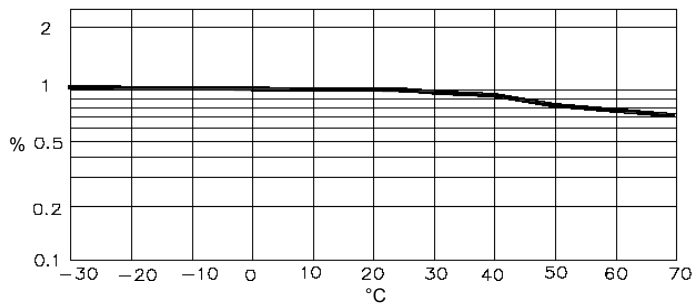
Relative Luminous Intensity vs Forward Current



Reverse Current vs Reverse Voltage



Forward Current vs Ambient Temperature



Relative Luminous Intensity vs Ambient Temperature

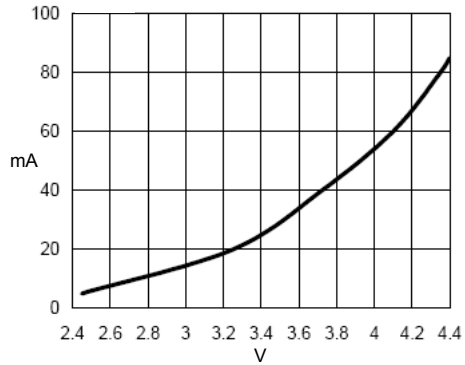
OPTEK reserves the right to make changes at any time in order to improve design and to supply the best product possible.

Round Through-Hole LED Lamp

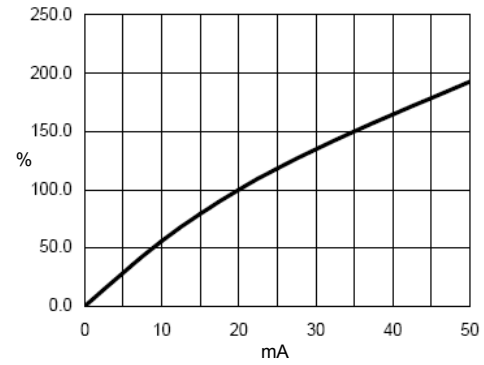
OVLFX3C7 Series



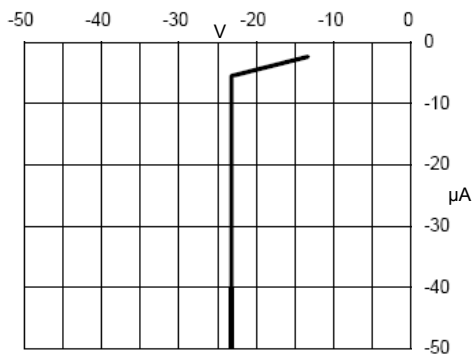
Typical Electro-Optical Characteristics Curves (GREEN)



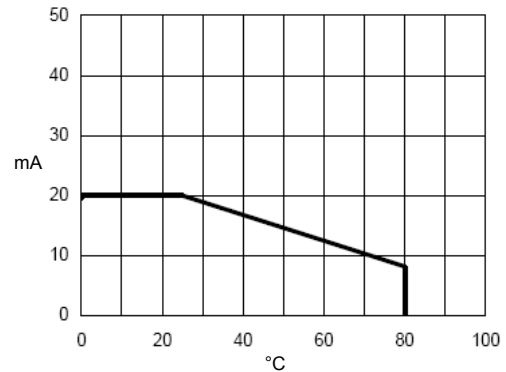
Forward Current vs Forward Voltage



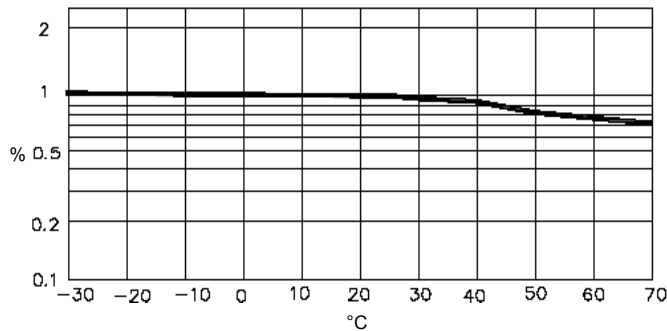
Relative Luminous Intensity vs Forward Current



Reverse Current vs Reverse Voltage



Forward Current vs Ambient Temperature



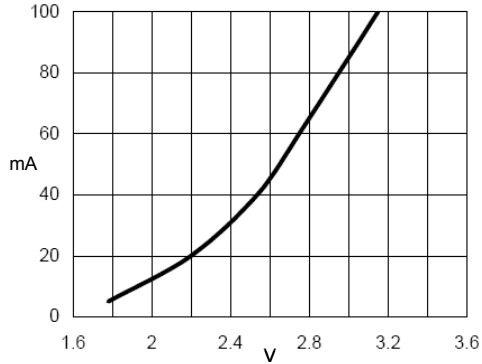
Relative Luminous Intensity vs Ambient Temperature

OPTEK reserves the right to make changes at any time in order to improve design and to supply the best product possible.

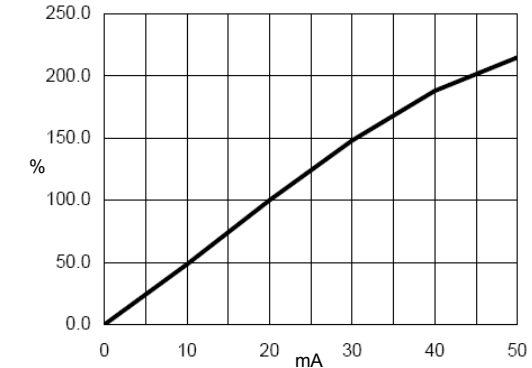
Round Through-Hole LED Lamp

OVLFX3C7 Series

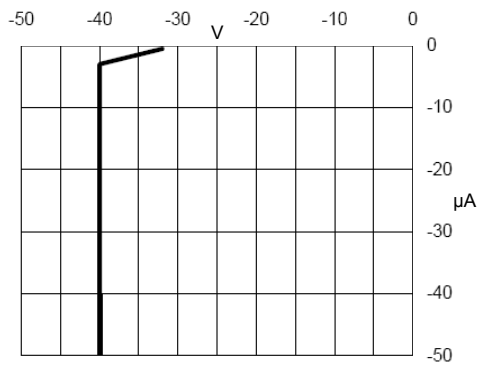
Typical Electro-Optical Characteristics Curves (RED)



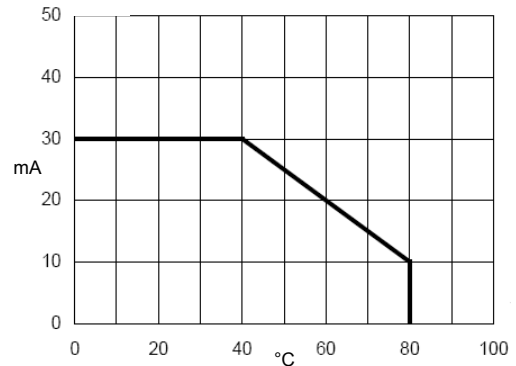
Forward Current vs Forward Voltage



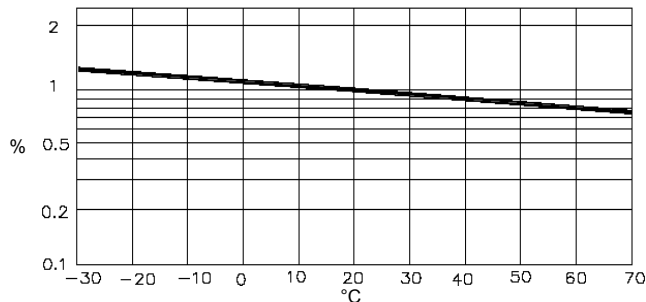
Relative Luminous Intensity vs Forward Current



Reverse Current vs Reverse Voltage



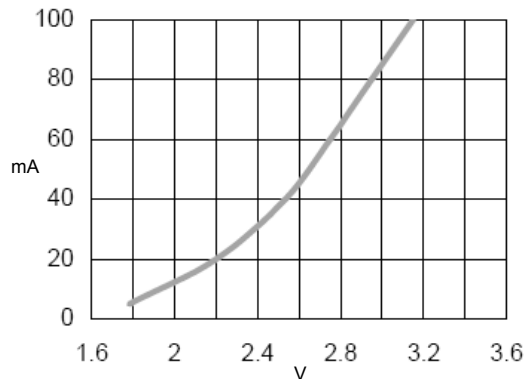
Forward Current vs Ambient Temperature



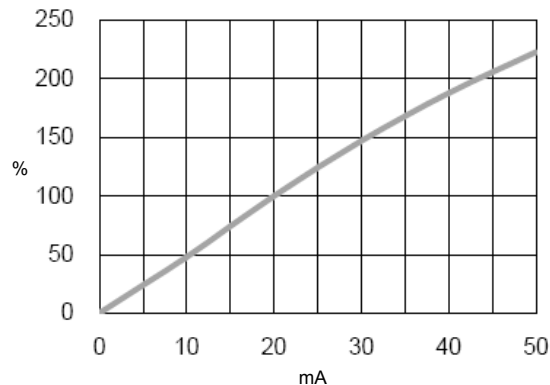
Relative Luminous Intensity vs Ambient Temperature

OPTEK reserves the right to make changes at any time in order to improve design and to supply the best product possible.

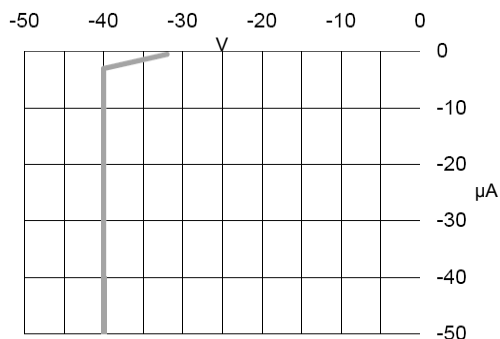
Typical Electro-Optical Characteristics Curves (YELLOW)



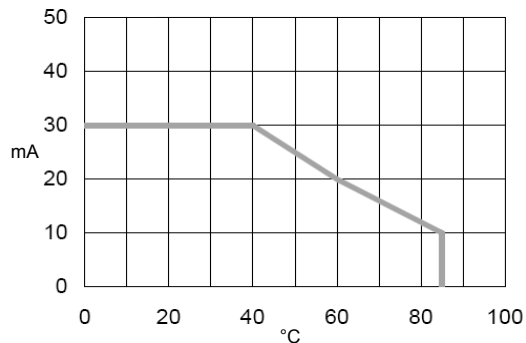
Forward Current vs Forward Voltage



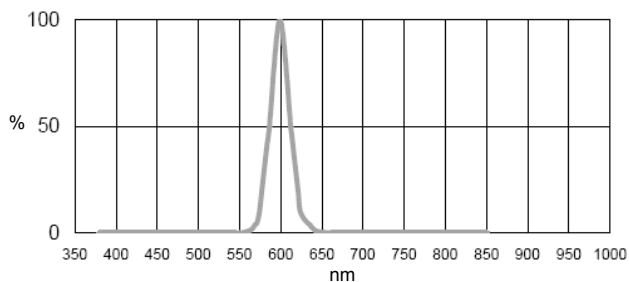
Relative Luminous Intensity vs Forward Current



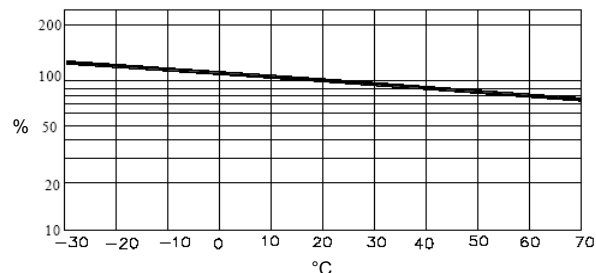
Reverse Current vs Reverse Voltage



Forward Current vs Ambient Temperature



Relative Luminous Intensity vs Wavelength



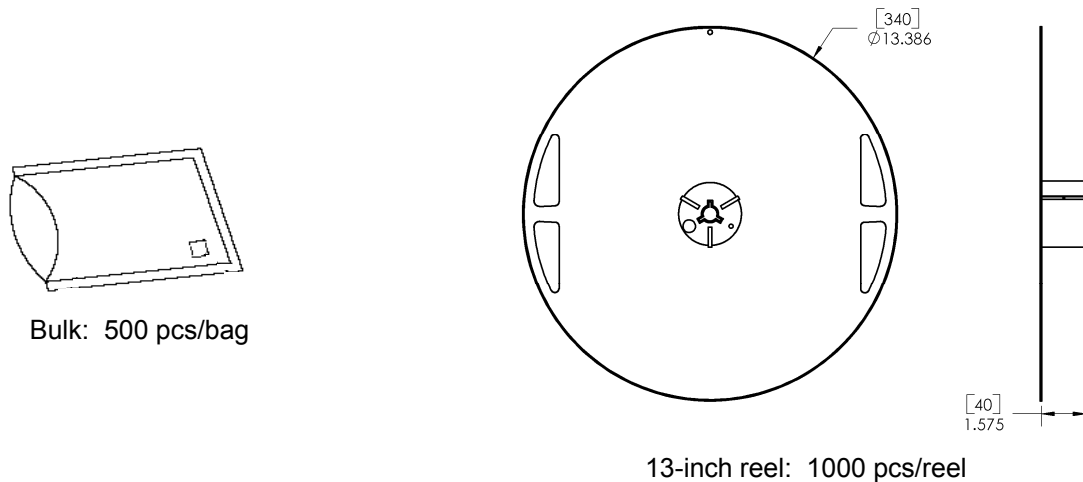
Relative Luminous Intensity vs Ambient Temperature

OPTEK reserves the right to make changes at any time in order to improve design and to supply the best product possible.

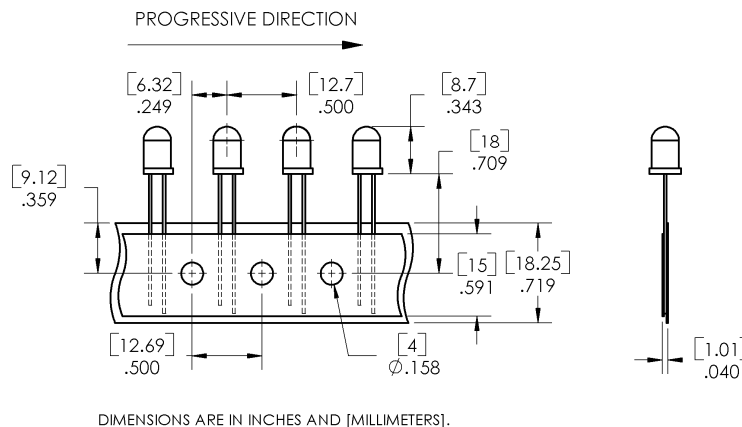
Round Through-Hole LED Lamp

OVLFX3C7 Series

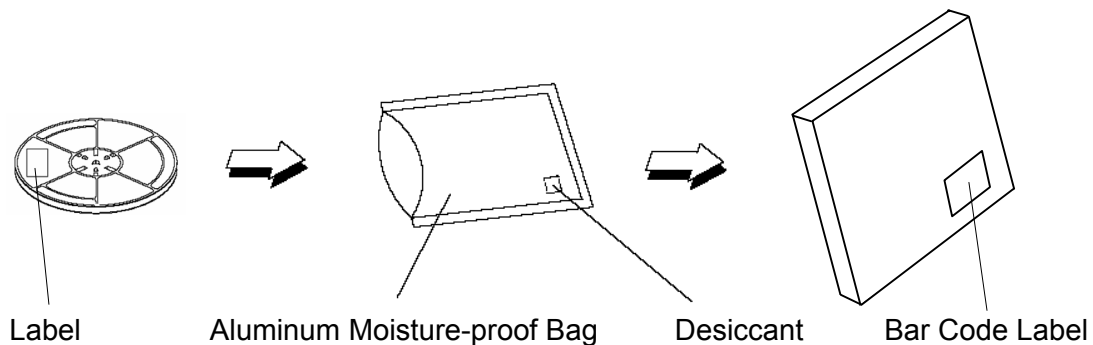
Packing Information: Available in bulk or reel



Carrier Tape Dimensions: Loaded quantity 1000 pieces per reel



Moisture Resistant Packaging



OPTEK reserves the right to make changes at any time in order to improve design and to supply the best product possible.